



Nkonzo Wildlife Research

www.wildlife-research.com

Conservation Project Information Pack

About

The experience is quite unique. The operation is exclusively located on a beautiful 15,000 hectares game reserve in Phalaborwa. The reserve benefits from a mixed terrain of dense tree lined riverine forest, large rocky outcrops and open areas.

The team is responsible for all of the wildlife monitoring and conservation activities on the game reserve. Observing and collecting specialist data on various endangered and key species, including but not limited to lions, white rhinos, elephants, leopards, buffalos, cheetahs and hyenas.

All the animals living in the reserve are wild and completely free roaming. It is a privilege to be able to monitor them in their natural habitats. Observing their behaviours, spatial movements, interactions, reproduction status and feeding preferences

Projects

By participating you make a real contribution to conservation by joining an incredibly motivated and passionate team of rangers and guides in their daily jobs on the reserve. While working in the field you will also learn about the flora fauna of the area and its important ecological role.

You have the opportunity to actively contribute towards real conservation while you observe and learn about animals in their natural habitat.

Participants play an essential role in the project, supporting us on many aspects of the work such as:

- Data collection, Photo Capturing to create ID kits for the species monitored, Conservation work (bush clearing, road restoration, alien plant removal, erosion control, fence/rubbish removal etc), Servicing camera traps, Animal tracking, game capture and animal darting (when requested/necessary accompanying a Veterinary). Bush walks (to conduct conservation work, monitoring animals and service camera traps) Sleep-outs to support anti-poaching efforts (organised according to the weather, participant numbers and needs) camera trap processing, inserting data, ID kits, general house duties and camp maintenance.
-

Details of Activities

1. Monitoring drives

Every day the guides will take you out on monitoring drives on board 4x4 game viewers and you will help to observe animals, record data and take identification photos for the individuals data sheets. Monitor the behaviour, location movements, feeding and mating.

2. Conservation Work

While out in the field, the work also involves taking care of the reserve's ecosystem through conservation activities such as bush clearing, road restoration, alien plant removal, erosion control, rubbish removal and animal darting for collaring and veterinary treatments when needed.

3. Camera Traps

Well camouflaged in the bush and placed in strategic points, camera traps are vital for monitoring and anti-poaching efforts. Each month thousands of photos and videos are processed by participants and staff, which, together with the data collected on drive, are used to produce ID kits.

4. Bush Walks

Bush walks are a vital part of day-to-day monitoring. Accompanied by experienced rangers, you will walk to get visual data of the key individuals that the team monitors when they are not visible from the vehicle. Bush walks are a great way to experience nature in more depth and allow us to log data and check the health of the species monitored, discover new areas and dens or check camera traps.

5. Sleep Out

Sleep outs are not only a fun experience, but they also help to assist the anti-poaching teams, acting as a deterrent and extra eyes and ears in strategic parts of the reserve. It is also a great chance to see nocturnal animals and watch the stars. Based on the needs of the team and depending on weather.

6. Microlight Flights

Participants have the unique opportunity to fly over the reserve in a private microlight. Microlight flights are very important as they allow them to patrol vast areas from the air, spot wild animals while enjoying stunning views. Flights are charged separately and dependent on pilot availability and wind conditions.

7. Fire Control /Aerial Drones

Participants help with controlled and accidental bush fires when needed, mostly during the dry season. Controlled fires are used in reserve management to remove moribund grasses, excess of parasites and encourage the growth of new grass that are more palatable for animals. Drones may be used to assist teams with special missions, mostly at night thanks to a thermal imaging drone. Drones are only used when strictly needed to avoid unnecessary stress to the animals.

8. Wildlife Darting

When called on, participants may be lucky enough to have the opportunity to assist in a wildlife darting exercise. This might be done for various reasons, including darting for veterinary interventions, fitting tracking collars or for the translocation of individuals to and from the reserve..

Free Time and Excursions

1. Fridays

Fridays start with an early morning monitoring drive. After lunch head to Phalabowra for group and personal grocery shopping, followed by dinner at a nice local restaurant.

2. Sundays

Sundays are the regular day off for the participants, although there will still be some light camp duties for completion by the group, such as cleaning the rooms and washing the vehicles.

3. Dinner at the lodge (optional/extra)

Dinner at the lodge located in the Reserve can also be organised according to availability.

4. Excursions (optional/extra)

Participants have the opportunity during their stay to book an excursion to the Kruger National Park and the Blyde River Canyon/Panorama Route accompanied by one of the guides. Costs associated with excursions are split between the participants and are subject to the availability of a vehicle and guide. More details will be given once at camp.

5. Kruger National Park

Visiting Kruger National Park for one or more days accompanied by rangers. Kruger National Park is one of the most famous National Parks in the world, hosting an incredible variety of species across nearly 2 million hectares. Being so close to this beautiful park, an excursion to this peace of heaven is a must!

6. Panorama route

Visit the Blyde River Canyon, Burke's Luck Potholes, beautiful waterfalls and the echo caves. While out on an excursion to the Panorama Route with one of the guides you will discover some wonderful scenic views, adventurous swimming spots, get an adrenaline rush on the Blg Swing and have lunch in the characteristic town of Graskop. The cost of the excursions is not included in your trip.

*Excursions are usually organised during the week and based on weather and ranger's availability.

Base Camp

The home base is safely tucked away inside a spacious fenced area deep within the beauty of the reserve, approximately one hundred metres from the river bank. Lots of animals can be seen from the garden. Participants stay in low density dorm style rooms (2-3 people per room) with shared bathrooms.

A private room with private bathroom and a semi-private room (without ensuite) is available on request for a small up charge, subject to availability. Please remember to bring your own towels and a sleeping bag. Provided are bed sheets, blankets and pillows but no duvet.

Electricity and water

Electricity is available in all rooms and communal areas with a solar system in place to help reduce reliance on the power grid. For the consideration of your fellow participants who wish to rest and to save energy, lights are out by 22:00. Hot water is available 24/7 allowing for comfortable showers at any time of day (short showers are however necessary to save water). The tap water is safe to drink, however there is an additional water purifying system for your reassurance. Please bring your own reusable water bottle to help eliminate plastic waste.

Laundry

A washing machine is available twice per week for a small charge of R50 per load.

Meals and snacks

A self-service breakfast, lunch and dinner are provided during your stay. However there are a few exceptions; lunch on your arrival day/departure (as you will not be on site), and any meals on the Friday night out. You are able to purchase any additional personal snacks and comfort items from the supermarket on the day of your arrival or during a Friday town trip (Please ask us for plastic free tips for your shopping!). A shared fridge is available in the participants lounge to store your food and a personal box will be provided in the main kitchen to store any dry goods.

Communication

Reliable Wi-Fi access free of charge at base camp. Phone signal in the reserve is very patchy so do not recommend buying a SIM card (please note Vodacom has the best reception).

Money

Currency can be exchanged at a bureau de change prior to arrival, at Johannesburg airport or at camp. Alternatively, you can withdraw money at any ATM using your Visa or MasterCard; most supermarkets and restaurants also accept credit/debit cards.

Climate

South Africa is in the southern hemisphere and consequently the seasons are opposite to that of the northern hemisphere. In all seasons there are major temperature changes between day and night, so be sure to bring many layers of clothing, the game viewer is open sided so the wind can be cold in winter!

Climate in the reserve

This area in South Africa has a subtropical climate with hot, rainy summers and warm, dry winters.

Rates

- 2 Weeks 1470 €
- 3 Weeks 2010 €
- 4 Weeks 2550 €
- 5 Weeks 3080 €
- 6 Weeks 3590 €
- 7 Weeks 4100 €
- 8 Weeks 4590 €

A 50% deposit is needed along with your completed application forms to confirm your booking. The remaining 50% is due no later than 30 days before your arrival.

Travel

Weeks run from Sunday to Saturday. There are two options to get to the project, according to the week of arrival/departure.

- **Option 1** - Minibus Transfer Johannesburg (OR Tambo) Airport to project.

Our partner organizes a road transfer with a Minibus from Johannesburg(OR Tambo) airport to the project site and vice versa every other week (included in the price). *Please see the table below for dates.*

Should the minibus be your arrival option, participants might need to stay over on Saturday night at a guesthouse close to the airport. The journey with the minibus from the airport to the project site will take approximately 6 hours with a couple of stops along the way for comfort breaks, lunch and shopping before reaching camp.

Inbound Journey: Departs on Sunday AM at 7.45 AM from Johannesburg (OR Tambo) Bus Terminal.

Return Journey: The transfer arrives at Johannesburg (OR Tambo) International Airport at 17.30 on a Saturday.

- **Option 2** - Transfers from Hoedspruit Airport to project site.

Should you prefer a short transfer option, every other week, you can arrive/depart at Hoedspruit Airport where our partner will be able to pick you up or drop you off (Transfer to/from project site included in the price)


When orange, it is minibus pick up or drop off in Johannesburg OR Tambo. When white, it is picked up/dropped off Hoedspruit Airport.

If participants would like to have a different arrangement, the cost for the specially arranged transfer is 80 Euros.

TRANSFERS DETAILS: When **orange**, it is **minibus pick up or drop off** in Johannesburg OR Tambo. When **white**, it is **picked up/dropped off at Hoedspruit Airport**.


If participants would like to have a different arrangement, the cost for the specially arranged transfer is 80 Euros.

ARRIVAL	DEPARTURE
26 January 2025	1 February 2025
2 February 2025	8 February 2025
9 February 2025	15 February 2025
16 February 2025	22 February 2025
23 February 2025	1 March 2025
2 March 2025	8 March 2025
9 March 2025	15 March 2025
16 March 2025	22 March 2025
23 March 2025	29 March 2025
30 March 2025	5 April 2025
6 April 2025	12 April 2025
13 April 2025	19 April 2025
20 April 2025	26 April 2025
27 April 2025	3 May 2025
4 May 2025	10 May 2025
11 May 2025	17 May 2025




SSEY

18 May 2025	24 May 2025
25 May 2025	31 May 2025
1 June 2025	7 June 2025
8 June 2025	14 June 2025
15 June 2025	21 June 2025
22 June 2025	28 June 2025
29 June 2025	5 July 2025
6 July 2025	12 July 2025
13 July 2025	19 July 2025
20 July 2025	26 July 2025
27 July 2025	2 August 2025
3 August 2025	9 August 2025
10 August 2025	16 August 2025
17 August 2025	23 August 2025
24 August 2025	30 August 2025
31 August 2025	6 September 2025
7 September 2025	13 September 2025



14 September 2025	20 September 2025
21 September 2025	27 September 2025
28 September 2025	4 October 2025
5 October 2025	11 October 2025
12 October 2025	18 October 2025
19 October 2025	25 October 2025
26 October 2025	1 November 2025
2 November 2025	8 November 2025
9 November 2025	15 November 2025
16 November 2025	22 November 2025
23 November 2025	29 November 2025
30 November 2025	6 December 2025
7 December 2025	13 December 2025
14 December 2025	20 December 2025
21 December 2025	27 December 2025
28 December 2025	3 January 2026



4 January 2026	10 January 2026
----------------	-----------------

Travel Essentials

- Passport and visas

No visa is required for most EU passport holders and North American countries for a stay in South Africa of less than 90 days. Please double check with the South African embassy of your country if you need a visa. Please remember that your passport has to be valid for at least 6 months from the date you land in South Africa and will need to have 3 free pages.

- Malaria and vaccinations

Located in a low malaria risk area and no vaccinations are compulsory for South Africa. Please contact your local doctor or travel clinic for advice on vaccinations.

- Travel insurance

Please remember that in order to join you need to have valid travel insurance. You need to email confirmation of your insurance policy to the office with your information forms. The team may need this information to activate the emergency response teams in the unlikely event of an accident.

Please note, many household policies and cheap backpacker policies do not provide sufficient cover. In the unlikely event that you do have an accident, you must be covered for all contingencies, including emergency air evacuation.

Packing List

1. Shirts/t-shirts
2. Warm hoodies/jumpers
3. Shorts
4. Long trousers
5. Warm coat, winter hat, gloves and scarf (especially during winter)
6. Sun hat
7. Walking socks/thick socks
8. Hiking type shoes
9. Comfortable shoes/flipflops
10. Sunglasses
11. Waterproof Jacket/Raincoat
12. Towel
13. Swimsuit
14. Camera for ID photos
15. Sleeping bag
16. Head torch/torch
17. Water Bottle - min. 1.5 litres
18. Small rucksack
19. Binoculars

20. Mosquito net (can be provided)
21. Towel
22. Plug Adapter (can be purchased once in SA)
23. Sun screen (SPF 30+) can be purchased at camp
24. Natural Insect repellent can be purchased at camp
25. After sun lotion
26. After bite cream
27. Any medication you take regularly
28. Toiletries: shampoo, body wash etc. (please note that a Plastic Free starter Pack can be purchased at project site.

Please note items such as hairdryers, hair straighteners etc. cannot be used as we have solar panels.



ODYSSEY